






Kiddie Car Wash Supplies

- Nine 10-foot lengths of 3/4-inch PVC pipe or Seventeen 5 Foot Lengths

Cut into

- 26 30" pieces'
- 3 36" Pieces
- 2 12" pieces
- 3 6" pieces

The following 3/4-inch PVC fittings:

-  12 T's
-  4 crosses
-  7 elbows
-  4 caps
-  1 female hose adapter (threaded)

Details

- 1 pool noodle.
- 3 large sponges
- Vinyl table clothes (dollar store)
- Vinyl rope (outdoor section)

Directions

See image below for placement of pieces. They should just push together. Use plumbers tape for a tighter non-permanent fit. (You will want to be able to take it apart for winter storage)

Use a 1/8 drill bit and drill holes in the top pieces and a couple on the sides if you would like. You will also drill holes in the caps on the (2) 12 inch pieces so they squirt up.

Note you don't want to go too crazy with the holes because this will decrease the water pressure too much!



Keep an eye out at the hardware store for these u shaped things to help hold it down if you are using it in the grass.

Final Product

